

CE600 Autopsy Table

"L" Shaped Autopsy Table with Integral Right Wing



The CE600 Autopsy Table sink spray has a high pressure hose coiled on a J-hook allowing complete rinsing of the entire body or table. The unique L shape design allows organ removal and dissection.

This autopsy table is a pedestal design that incorporates all of the convenient features necessary to perform an autopsy along with an added integrally constructed right wing. Unit comes standard equipped with Mopec's standard downdraft ventilation system. A hydro-aspirator is conveniently located near the sink basin for ease in collection and/or disposal of bodily fluids. Electrical receptacles are provided on both sides of the table. A hot and cold water faucet is provided with a single lever and a vacuum breaker to safeguard the facility water supply. The autopsy table has an integrally constructed large sink and is creased toward the center for complete drainage.

The wing or end of the table is supported by a cabinet pedestal which contains a drawer and storage compartment. Fabricated of 18 gauge type stainless steel with a #4 satin finish.

NO SEAMS. NO OVERLAPS. SHIPPED IN ONE PIECE CONSTRUCTION.

CE600 Standard Features

Table Top: The table top is fabricated of 14 gauge stainless steel with a #4 satin finish with built in large sink on one end.

Wing: Wing is an integral part of the table completely welded, ground smooth and regreined to match the adjacent surface.

Electrical: Two GFCI electrical receptacles are provided.

Hydro-Aspirator: Located on the end of the table near the sink basin. The aspirator is provided with a reversing valve to clear the aspirator of any foreign matter. The aspirator is completely plumbed with control valve, vacuum breaker and tubing.

Faucet: Swing spout faucet has a vacuum breaker controlled by a single lever hot/cold handle.

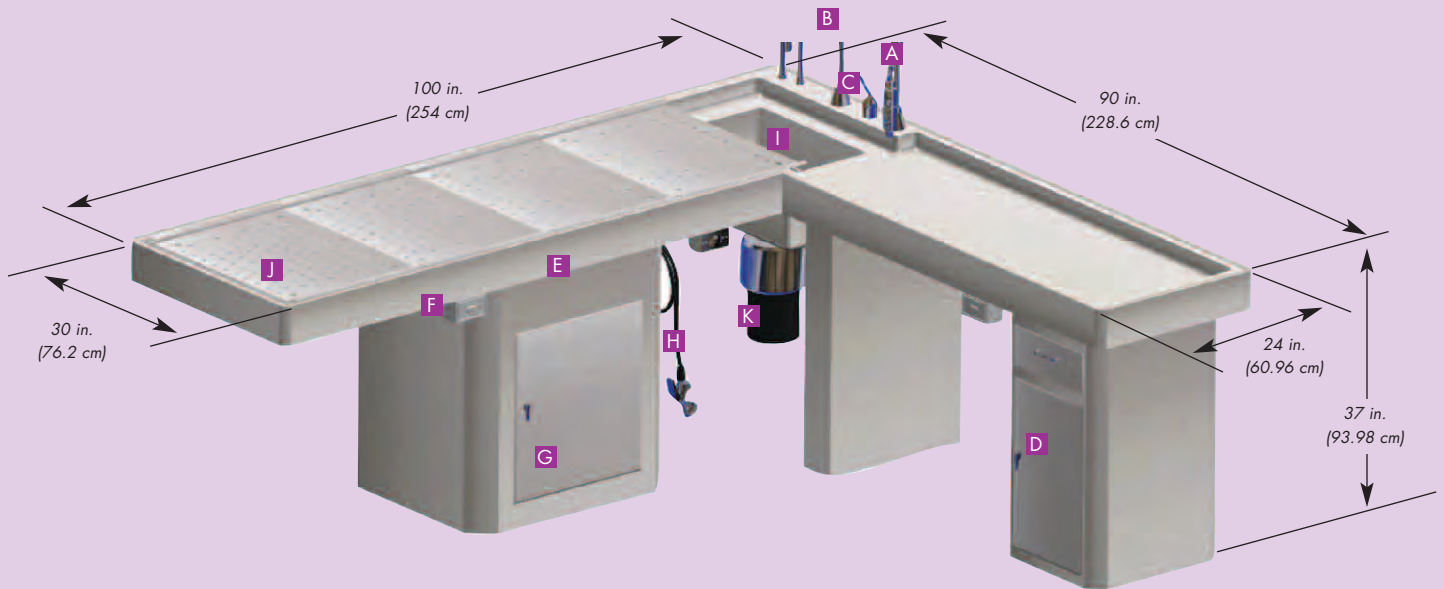


Sink Spray: Sink spray is fabricated of chrome plated brass and includes a high pressure hose.

Pedestal: Table pedestal is fabricated of 18 gauge stainless steel type 304 with a #4 satin finish.

Grid Plates: Grid plates are recessed 1/2" and are supported on the table edge without pins. The grid plates are perforated with 3/8" diameter holes on 2" centers. Four independent grid plates are perforated and removable.

CE600 Autopsy Table

"L" Shaped Autopsy Table with Integral Right Wing



STANDARD FEATURES:

- A** Hydro-Aspirator with Reverse Valve
- B** Water Fixture w/Swing Spout (H/C)
- C** Hot/Cold Mixing Valve
- D** Support Base with Drawer & Cabinet
- E** Downdraft Assembly
- F** G.F.C.I. Outlet (2 each)
- G** Access Panel
- H** Sink Spray Assembly
- I** Sink Well
- J** Perforated Grid Plates (4 each)

OPTIONAL FEATURES:

- K** Bl.300 1 HP Disposal
- CO017 Scale Stand Table Mounted (Not Shown)
- CO009 Perimeter Rinse Assy. (Not Shown)